

# COMPANY PROFILE

---

# COMPANY PROFILE

We, **Wedak Pumps** is an outcome of 15 years of expertise in providing water pumping solutions. We are committed in providing pumping solutions to major sectors like Agriculture, Residential, Commercial, Industries and Waste Water by our world-class **Submersible, Surface and Solar pumps, motors and accessories**. We supply pumps suitable for the applications like pressure boosters and waste water transfers as well.

Wedak Pumps is always keen that our products are more efficient, effective and user friendly. Technology & Innovation are our key considerations and this keeps us in providing advanced pumping solutions to end users and keeps our products one step ahead in the industry.

With the noble vision of establishing its name, known for Trust & Quality across the globe, the company's Principles & Policies are carefully framed & implemented.

We regularly find the room for improvisations in products & process and this makes our product more reliable & flawless. We believe in continual improvement and update ourselves instantly to be the best in industry.

We share the credit of our success with our entire supply chain & Channel partners. Today we have good network off channel partners, who promotes the brand.

Customers are the soul of our business. The whole Wedak Team runs round the clock for the only cause called "customer satisfaction" and see them smiled through our products & services.

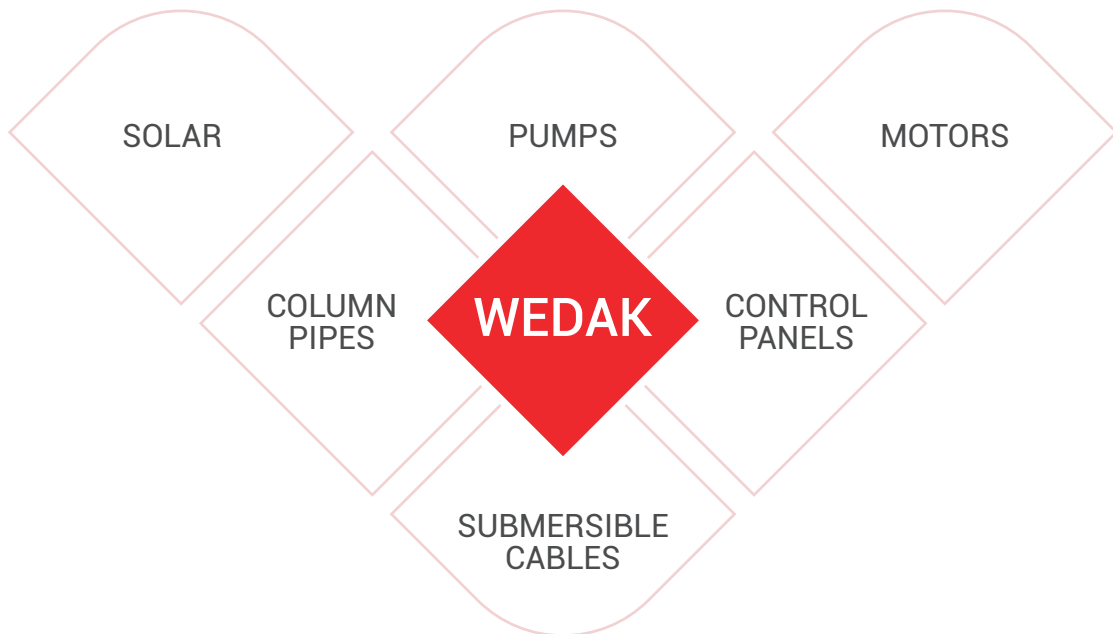
## VISION

To be a Global symbol of Trust & Quality in providing Advanced Pumping solutions.

## MISSION

To offer our customers world-class pumping solutions, satisfy them in all the aspects and see them smiled.

## WHAT WE SUPPLY



## SECTOR WE CAN



Residential



Irrigation



General  
Water Supply



Industrial



Domestic  
Water Supply



Springler  
System



Livestock  
Watering



Solar



Hydro Pneumatic  
Systems



High Pressure  
Application



Hotel



Food Processing  
Industry



Oil & Gas



Mining



Gardening



Fountain

**3" | SUBMERSIBLE PUMPS**  
NORYL IMPELLER

DSP3RF04 HH SERIES



Power Range **0.55 - 1.1 kW**  
Discharge **Upto 4 m<sup>3</sup>/h**  
Head **Upto 113 m**

**4" | SUBMERSIBLE PUMPS**  
NORYL IMPELLER


DSP4RFE / DSP4MFE SERIES



Power Range **0.37 - 5.5 kW**  
Discharge **Upto 33 m<sup>3</sup>/h**  
Head **Upto 410 m**

**4" | SUBMERSIBLE PUMPS**  
STAINLESS STEEL (FABRICATED)

DSP4RFF SERIES



Power Range **0.37 - 7.5 kW**  
Discharge **Upto 18 m<sup>3</sup>/h**  
Head **Upto 510 m**

**6" | SUBMERSIBLE PUMPS**  
STAINLESS STEEL (FABRICATED)

DSP6MFF SERIES



Power Range **0.55 - 63 kW**  
Discharge **Upto 72 m<sup>3</sup>/h**  
Head **Upto 650 m**

**8" | SUBMERSIBLE PUMPS**  
STAINLESS STEEL (FABRICATED)

DSP8MFF SERIES



Power Range **5.5 - 75 kW**  
Discharge **Upto 120 m<sup>3</sup>/h**  
Head **Upto 400 m**

**10" | SUBMERSIBLE PUMPS**  
STAINLESS STEEL (FABRICATED)

DSP10MFF SERIES



Power Range **7.5 - 185 kW**  
Discharge **Upto 276 m<sup>3</sup>/h**  
Head **Upto 485 m**

**6" | SUBMERSIBLE PUMPS**  
STAINLESS STEEL (CASTED)

DSP6MFSS SERIES



Power Range **2.2 - 22 kW**  
Discharge **Upto 90 m<sup>3</sup>/h**  
Head **Upto 263 m**

**6" | SUBMERSIBLE PUMPS**  
STAINLESS STEEL-HIGH HEAD (CASTED)

DSP6MFHSS SERIES



Power Range **2.2 - 22 kW**  
Discharge **Upto 75 m<sup>3</sup>/h**  
Head **Upto 350 m**

**8" | SUBMERSIBLE PUMPS**  
STAINLESS STEEL (CASTED)

DSP8RFSS SERIES



Power Range **7.5 - 63 kW**  
Discharge **Upto 63 m<sup>3</sup>/h**  
Head **Upto 462 m**

**8" | SUBMERSIBLE PUMPS**  
STAINLESS STEEL (CASTED)

DSP8MFSS SERIES



Power Range **7.5 - 63 kW**  
Discharge **Upto 114 m<sup>3</sup>/h**  
Head **Upto 345 m**

**4" | SUBMERSIBLE PUMPS**  
CAST IRON


DSP4MF SERIES



Power Range **1.1 - 3.7 kW**  
Discharge **Upto 30 m<sup>3</sup>/h**  
Head **Upto 77 m**

**4" | SUBMERSIBLE MOTORS**  
OIL FILLED


DSM40 SERIES



Power Range **1Ph: 0.37 - 2.2 kW**  
**3Ph: 1.1 - 7.5 kW**  
Nominal Speed **2850 rpm**

**4" | SUBMERSIBLE MOTORS**  
WATER FILLED


DSM4 SERIES



Power Range **1Ph: 0.37 - 2.2 kW**  
**3Ph: 0.55 - 7.5 kW**  
Nominal Speed **2900 rpm**

**5" | SUBMERSIBLE MOTORS**  
WATER FILLED


DSM5 SERIES



Power Range **1Ph: 2.2 - 7.5 kW**  
**3Ph: 0.75 - 11 kW**  
Nominal Speed **2900 rpm**

**6" | SUBMERSIBLE MOTORS**  
WATER FILLED

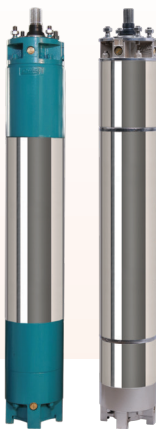
DSM6 SERIES



Power Range **1Ph: 2.2 - 7.5 kW**  
**3Ph: 2.2 - 45 kW**  
Nominal Speed **2900 rpm**

**8" | SUBMERSIBLE MOTORS**  
WATER FILLED

DSM8 SERIES



Power Range **3Ph: 22 - 110 kW**  
Nominal Speed **2900 rpm**

**9" | SUBMERSIBLE MOTORS**  
WATER FILLED

DSM9 SERIES



Power Range **3Ph: 45 - 93 kW**  
Nominal Speed **2900 rpm**

**10" | SUBMERSIBLE MOTORS**  
WATER FILLED

DSM10 SERIES



Power Range **3Ph: 85 - 185 kW**  
Nominal Speed **2900 rpm**

**4" & 6"** | SOLAR PUMPING SYSTEMS  
AC & DC SYSTEMS



Power Range **0.75 - 37 kW**  
Voltage **110V, 160V, 230V, 300V, 330V, 380V**

**4" & 6"** | DC SUBMERSIBLE MOTORS  
PMSM-SMART MOTORS



Power Range **0.75 - 37 kW**  
Voltage **110V, 160V, 230V, 300V, 330V, 380V**

MULTISTAGE PUMPS  
VERTICAL



Power Range **0.37 - 45 kW**  
Discharge **Upto 110 m³/h**  
Head **Upto 310 m**

MULTISTAGE PUMPS  
HORIZONTAL



Power Range **0.37 - 4 kW**  
Discharge **Upto 28 m³/h**  
Head **Upto 64 m**

BOOSTER PUMPS  
DOMESTIC



Power Range **0.37 - 0.75 kW**  
Discharge **Upto 3 m³/h**  
Pressure **Upto 3.2 bar**

NON-SELF PRIMING PUMPS  
PERIPHERAL PUMPS



Power Range **0.37 - 0.75 kW**  
Discharge **Upto 2.2 m³/h**  
Head **Upto 50 m**

JET PUMPS  
STAINLESS STEEL



Power Range **0.37 - 1.1 kW**  
Discharge **Upto 4 m³/h**  
Head **Upto 40 m**

CENTIFUGAL MONO-BLOCK PUMPS  
CAST IRON



Power Range **0.75 - 1.5 kW**  
Discharge **Upto 40 m³/h**  
Head **Upto 26 m**

CENTIFUGAL MONO-BLOCK PUMPS  
CAST IRON - DIN STANDARD



Power Range **2.2 - 30 kW**  
Discharge **Upto 246 m³/h**  
Head **Upto 95 m**


**CENTIFUGAL MONO-BLOCK PUMPS**  
STAINLESS STEEL

DCMS SERIES




**CENTIFUGAL MONO-BLOCK PUMPS**  
STAINLESS STEEL - DIN STANDARD

DCMS SERIES - (DIN)



**OPENWELL SUBMERSIBLE PUMPS**  
HORIZONTAL

DOH SERIES



Power Range	<b>0.37 - 3 kW</b>
Discharge	<b>Upto 11 m<sup>3</sup>/h</b>
Head	<b>Upto 69 m</b>

Power Range	<b>1.1 - 18.5 kW</b>
Discharge	<b>Upto 200 m<sup>3</sup>/h</b>
Head	<b>Upto 73 m</b>

Power Range	<b>0.37 - 22 kW</b>
Discharge	<b>Upto 204 m<sup>3</sup>/h</b>
Head	<b>Upto 78 m</b>

**OPENWELL SUBMERSIBLE PUMPS**  
VERTICAL

DOV SERIES



**HOT WATER CIRCULATORY PUMPS**

DHC SERIES



**SEWAGE / DRAINAGE PUMPS**  
STAINLESS STEEL



Power Range	<b>2.2 - 7.5 kW</b>
Discharge	<b>Upto 66 m<sup>3</sup>/h</b>
Head	<b>Upto 120 m</b>

Power Range	<b>38 - 1100 W</b>
Discharge	<b>Upto 23 m<sup>3</sup>/h</b>
Head	<b>Upto 20 m</b>


	DSW-S SERIES	DSW SERIES
P	<b>0.75 - 2.2 kW</b>	<b>0.37 - 2.2 kW</b>
Q	<b>Upto 35 m<sup>3</sup>/h</b>	<b>Upto 26 m<sup>3</sup>/h</b>
H	<b>Upto 12 m</b>	<b>Upto 20 m</b>

**SEWAGE / DRAINAGE PUMPS**  
CAST IRON (HIGH HEAD & CUTTER PUMPS)



	DSW-H SERIES	DSW-C SERIES
P	<b>1.5 - 7.5 kW</b>	<b>0.75 - 7.5 kW</b>
Q	<b>Upto 100 m<sup>3</sup>/h</b>	<b>Upto 100 m<sup>3</sup>/h</b>
H	<b>Upto 22 m</b>	<b>Upto 27 m</b>

**SUBMERSIBLE CABLES**  
XLPE / PVC / RUBBER / TPR / H07RN-F



Sizes	<b>Upto 50 sq. mm</b>
Cores	<b>3 Core &amp; 4 Core</b>
Types	<b>Round &amp; Flat</b>

**CONTROL PANELS**  
DOL / STAR-DELTA / SOFT STARTERS  
& OTHER CUSTOMIZED PANELS



Power Range	<b>0.37 - 185 kW</b>
Enclosures	<b>Plastic / MS / SS</b>
Protection	<b>IP54 / 55</b>



**WEDAK PUMPS FZC.**  
Business Center,  
Shariah Publishing City Free Zone,  
Sharjah, United Arab Emirates